




March 2022

Sunday	Monday	Tuesday	Wednesday	Thursday	Friday	Saturday
		1 Clean and sharpen garden tools	2 Start seeds of tomatoes, peppers and eggplants indoors.	3 Move root-bound plants to pots 2" larger in diameter than current container.	4 To avoid compaction, do not walk on your lawn, if possible & do not work garden soil if wet..	5 Apply sulfur to the soils around acid-loving plants such as azaleas, hollies and dogwoods.
6 Set up nesting boxes for bluebirds /or raise purple martin houses this week.	7 Thinking about a garden 're-do'? Ask us about our landscape design services	8 Ornamental grasses should be cut to the ground just as the new growth begins.	9 Apply broadleaf herbicides for control of cool-season perennial and annual weeds.	10 Apply ground leaves to raised bed as compost. Coffee grounds add nitrogen to the soil	11 Apply a balanced fertilizer to perennial beds when new growth appears.	12 Heavy pruning of trees should be complete before growth. Do not prune while the new leaves are growing.
13 Daylight Savings 	14 Gradually remove mulch from strawberries as the weather begins to warm.	15 Cut back liriopse before new growth starts.	16 Bring the luck of the Irish into your home! We have Shamrock plants for sale in our greenhouse. 	17 St. Patrick's Day	18 Summer and fall blooming perennials should be divided in spring once the soil can be worked	19 Thin spots and bare patches in the lawn can be overseeded now.
20 Vernal Equinox 	21 Fertilize bulbs with a "bulb booster" over planting beds. Hose off any granules that stick to the foliage.	22 Clean pots to prepare for this seasons container plantings.	23 Trees, shrubs and perennials may be planted as soon as they become available.	24 Apply dormant oil sprays to fruit trees on dry day when freezing temperatures are not expected.	25 Prune back shrubs that bloom on NEW wood to contain size if desired. Not sure , ask a timberwinds associate for advice	26 Suggestions? We love to hear from you. To let us know how we can improve, leave us a note in our suggestion box.
27 New plants arriving daily. Stop in early for best selection	28 Mow lawns low to remove old growth before new growth begins.	29 Gradually remove mulch from rose bushes.	30 Join our rewards club to earn savings. Subscribe to our website to get early notification of specials	31 Like us on Facebook, visit us @ timberwindsnursery.com		
NOTES:						